



Future Prime Medie

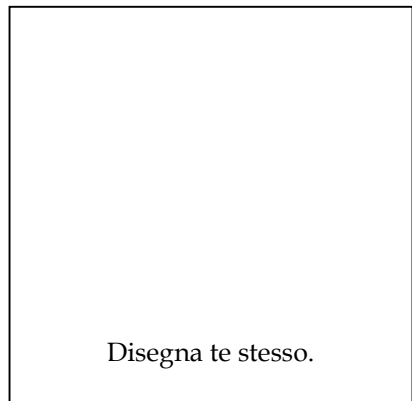
COMPITI PER LE VACANZE ESTIVE - INGLESE

Consegnare durante la prima settimana di scuola, secondo le indicazioni che daranno gli insegnanti

Livello BASE

1. Completa la tua presentazione personale.

THIS IS ME!



Name and Surname _____

Age _____

Address and City _____

My best friend _____

My family _____

My pet/s _____

My favourite song is _____

My favourite sport is _____

My favourite football team is _____

My favourite subject at school is _____

My favourite season is _____

My favourite colour is _____



2. Scrivi il plurale delle seguenti parole.

Student _____; book _____; mobile phone _____;

sofa _____; chair _____; dictionary _____;

baby _____; school bag _____; child _____;

cat _____; key _____; flower _____.

3. Inserisci l'articolo indeterminativo (A - AN).

A table AN orange ___ vase ___ tree ___ apple

___ armchair ___ cap ___ rabbit ___ umbrella ___ cd

4. Collega la frase inglese alla sua traduzione in italiano.

I'm hungry.	Ho caldo.
I'm ten.	Ho sete.
I'm afraid.	Ho freddo.
I'm thirsty.	Ho fame.
I'm hot.	Ho 10 anni.
I'm cold.	Ho paura.

5. Completa le seguenti frasi inserendo il verbo AVERE al presente semplice:

"HAVE - HAS (GOT)"

1. I _____ a brother.
2. You _____ two red pens.
3. Andrew _____ a car.
4. Susan and her boyfriend _____ tickets for the concert.
5. Bob _____ a video recorder.
6. We _____ a television.
7. I _____ a lot of books.
8. Tom _____ two brothers and a sister.

6. Completa le seguenti frasi inserendo il verbo ESSERE al presente semplice:

"AM - ARE - IS "

1. I _____ tired, I' _____ not very fit.
2. _____ I fat? Yes, you _____.
3. You _____ very nice to me.
4. Peter _____ at home.
5. _____ she in bed? Yes, she _____.
6. We _____ on holiday.
7. _____ they French? Yes, they _____.

7. Cerchia l'alternativa corretta.

Hi Dave, how (1) **are** / **is** you?

I (2) **am** / **are** on holiday in Spain. My sister (3) **are** / **is** here too.

We (4) **are** / **am** on the beach. It (5) **is** / **are** hot here. My parents (6) **are** / **is** in the hotel.

My dad (7) **am** / **is** hungry so they (8) **is** / **are** in the café.

Bye for now.

Laura


8. SCHOOL OBJECTS: abbinare il nome all'immagine.

1

WORD LIST

1 book				
2 pencil	<input type="checkbox"/>	<input type="checkbox"/>	<input type="checkbox"/>	<input type="checkbox"/>
3 pen				
4 ruler	<input type="checkbox"/>	<input type="checkbox"/>	<input type="checkbox"/>	<input type="checkbox"/>
5 rubber				<div style="border: 1px solid yellow; border-radius: 50%; padding: 5px; display: inline-block;">What is it?</div>
6 schoolbag	<input type="checkbox"/>	<input type="checkbox"/>	<input type="checkbox"/>	<input type="checkbox"/>
7 pencil case				<input type="checkbox"/>
8 exercise book	<input type="checkbox"/>	<input type="checkbox"/>	<input type="checkbox"/>	<input type="checkbox"/>
9 sharpener				<input type="checkbox"/>
10 felt-tip pen	<input type="checkbox"/>	<input type="checkbox"/>	<input type="checkbox"/>	<input type="checkbox"/>

Disegna il tuo astuccio e descrivi cosa contiene utilizzando **THERE IS** (per i nomi al singolare) o **THERE ARE** (per i nomi plurali).



Ex. There is A RUBBER. There are THREE PENS.

9. Scrivi i nomi dei 12 mesi partendo da JANUARY.

JANUARY _____

10. Scrivi i seguenti numeri a parole.

6 = _____ 9 = _____ 12 = _____ 15 = _____

1 = _____ 100 = _____ 20 = _____ 50 = _____



















7 = _____ 8 = _____ 11 = _____ 19 = _____

11. Completa le frasi che seguono con il GIORNO DELLA SETTIMANA corretto.

Verifica le informazioni nella tabella sottostante (School table).

Ex. She's got history, science and PE on **WEDNESDAY**

1. She's got English, maths and geography on _____
2. She's got swimming after school on _____
3. She's got English, maths and drama on _____
4. She's got maths, IT and music on _____
5. She's got piano after school on _____

School timetable		Name: Kim			
	Monday	Tuesday	Wednesday	Thursday	Friday
9.00 - 10.30	English 	maths 	history 	English 	science 
Break					
11.00 - 12.30	maths 	IT 	science 	maths 	English 
Lunch time					
1.30 - 3.00	geography 	music 	PE 	drama 	art 
After school	football 	X	piano 	X	swimming 

12. FRUIT/VEGETABLES: abbinare il nome all'immagine.


WORD LIST

- 1 apples
- 2 pears
- 3 peaches
- 4 oranges
- 5 cherries
- 6 carrots
- 7 tomatoes
- 8 potatoes
- 9 cucumbers
- 10 peppers
















What are they?

Quale frutta/verdura ti piace e quale no?

😊 I like _____

☹ I don't like _____

13. DAILY ROUTINE: abbinare le azioni di routine quotidiana all'immagine.

WORD LIST

- 1 I get up.
- 2 I put on my clothes.
- 3 I have breakfast.
- 4 I brush my teeth.
- 5 I go to school.
- 6 I have lunch.
- 7 I do my homework.
- 8 I play with my friends.
- 9 I have dinner.
- 10 I watch TV.
- 11 I go to bed.

Ora, descrivi la tua giornata abituale inserendo l'ORARIO delle azioni che rispecchiano la TUA QUOTIDIANITÀ.

Every day I get up at **7 O' CLOCK** and I put on my clothes.

I have breakfast with my family at _____ and then I brush my teeth. I go to school at _____ and I have lunch at _____. In the afternoon I do my homework, then I play with my friends at _____.

I have dinner at _____ then I watch tv.

Lastly, I go to bed at _____.



Livello Avanzato

14. Rispondi alle seguenti domande

1. What is the month after July? It's _____
2. What's the third month of the year? It's _____
3. What's the month before February? It's _____

15. Abbina le domande (1 - 6) alle risposte (a - f)

- | | |
|-------------------------------|----------------------------------|
| 1) How old are you? | A) I'm from Glasgow in Scotland. |
| 2) What's your first name? | B) It's 42 Hill Street, Bath. |
| 3) Where are you from? | C) It's Baskerville. |
| 4) What's your surname? | D) I'm thirteen. |
| 5) What's your address? | E) It's marthab@hotsurf.co.uk |
| 6) What's your email address? | F) It's Martha. |

16. Collega con il verbo più adatto che trovi nella colonna a destra.

- | | |
|--|-----------|
| 1 I _____ in a flat. | A. LIVES |
| 2 Dad _____ in Bologna. | B. PLAY |
| 3 He _____ football on Saturdays. | C. READ |
| 4 My sister _____ in Rome. | D. DOES |
| 5 I _____ rugby after school. | E. HAVE |
| 6 Frankie always _____ his exams. | F. LIVE |
| 7 Alex and Valentina _____ books in English. | G. WORKS |
| 8 They never _____ TV. | H. PLAYS |
| 9 Sam _____ his homework in the evening. | I. WATCH |
| 10 Jack and William _____ dinner at 8.00. | J. PASSES |

17. Completa le frasi con CAN o CAN'T seguiti dai verbi dati tra parentesi.

1. It's late. We..... breakfast this morning. (have)
2. I.....very well. I haven't got my glasses. (see)
3. Linda likes music. She..... the guitar very well. (play)
4. We.....ark at 8.00 a.m. It opens at 9.00 a.m. (visit)
5. The fairy godmother.....Cinderella to go to the ball. (help)
6. It's bed time. You..... TV now. (watch)
7. There's no school in summer, so students late. (get up)
8. Sherlock Holmes..... brilliant solutions to difficult cases. (find)

18. Riordina le lettere per trovare il contrario dell'aggettivo dato.

Rich / **ROPO** → POOR

big / **MALSL** _____

clean / **TYDIR** _____

wet / **RYD** _____

Black / **TEWIH** _____

cold / **OTH** _____

easy / **CUFFDILIT** _____

old / **NOGYU** _____

Good / **DAB** _____

left / **GHRIT** _____

Short / **LATL** _____

hard / **TOSF** _____

19. Traduci in Inglese.

1. Il mio cognome è Rossi. _____

2. Vivo in Italia. _____

3. Da dove vieni? _____

4. Quanti anni hai? _____

5. Mi piace la pizza. _____

6. Luca è alto e magro. Lui ha i capelli scuri e gli occhi marroni.
_____.

20. Leggi il brano e rispondi alle domande che seguono.

HOLIDAYS IN UK

English seaside towns are very famous. A lot of people go on holiday to Devon and Cornwall, in the South of England. The sea is warm and you can go swimming, windsurfing or surfing.

Ice cream in Cornwall is delicious!

Many people also spend their holidays in Wales. In Wales people go trekking, or sightseeing or they go to the beach. For instance, Tenby, in Pembrokeshire, is a little town with a beautiful harbour.

The sea is not very warm but people swim when the weather is sunny.

Adults walk along the old town streets: there are a lot of nice pubs and cafes. There is fun for everyone. A lot of people like to eat fish and chips on the seafront.

Abbina le domande alle risposte.

A. Where are Devon and Cornwall?

1. In Cornwall.

B. Where is ice cream delicious?

2. No, they don't.

C. Does Tenby have a beautiful harbour?

3. They are in the South of England.

D. Do people eat fish and chips on the beach?

4. Yes, it does.

Completa le frasi.

A. You can go sightseeing in _____

B. In Tenby there is a beautiful _____

C. People swim when the weather is _____

D. Adults walk along the _____ town streets.

Scegli la frase corretta. (solo una risposta giusta)

- A. In Tenby the sea is always warm and people swim in it.
- B. In Tenby people swim when the weather is bad.
- C. In Tenby the sea is not warm but people swim when it's a beautiful day.
- D. In Tenby people don't swim because the water is cold.

Rileggi ancora il testo e metti una crocetta: cosa puoi fare nel Regno Unito?

Sono possibili più risposte.

- Sail
- Windsurf
- Play golf
- Ski
- Eat fish and chips
- Sleep on the beach
- Swim
- Go to a museum